



Products Introduction

LM Linear Motor Series



- Achievement of high speed, high precision
- High rigidity, direct driven and full closed loop system, with corresponding high precision and high efficiency, have achieved excellent high speed, high precision operation performance.
- Application is suitable for requirement of clean environment
- Effective solve gear pitch error and backlash problem of mechanism transmission, quiet and low noise in high speed operation
- No need ball screw, no lubricant contamination problem, especially suitable for clean room
- Simplification mechanism
- One stator can operate multiple rotors, every rotor in one stator can be driven independently, multiple system constitute framework will simple and easy
- Easy constitute multiple rotors link corresponding system

Size(Model Code): LM-PA




Size(Model Code): LM-PB



Size(Model Code): LM-PC



Size(Model Code): LM-PD



Linear Motor - LMPC1W20
Linear Guide - AR 15MN EZ L:1450mm
Stroke: 630mm
Max.velocity: 2.5m/s
Max.acceleration: 20m/s²

Linear Motor - LMPA1W10

Linear Guide - MR 9MN EZ L:1640mm

Stroke: 1250mm

Max.velocity: 9m/s

Max.acceleration: 75m/s²

Stroke: 10mm

Max. velocity: 0.443m/s

Max. acceleration: 19.8m/s²

Frequency: 660 cycle/min